




**Techem Hotline:**  
**08002 001264** (free of charge)

**Brief Information**


The new **"Multisensor Plus"** exclusively distributed by Techem and manufactured by FireAngel, is a modern radio multifunctional smoke alarm that, in addition to classic smoke detection, also features heat and carbon monoxide (CO) detection, as well as temperature and humidity sensors to monitor indoor climate. The device in the **"Multisensor Plus Kitchen"** variant (distinguishable by the kitchen stove symbol on the front and item number) can, unlike a conventional smoke alarm, be used in the kitchen for fire detection through the heat/CO sensor by deactivating the smoke detection. This way, alarms caused by steam, for example, can be avoided.

**Features**


Here are a selection of features for the new Multisensor Plus multifunctional smoke alarm:




Smoke-/Heat-/CO-notification




Optimized Alarm Tone




Networked detectors (grouping)




10- year Long-Life Battery




Assistance Light




Automatic Self-Test every 2 weeks



Ventilation-Advice














Climate-Monitoring



Additional Specifications According to the Operating Manual

**Signaling**

Function	Tone	LED	Operation	Reference to Manual Chapter
 Normal Operation	 Silent	Green – once per Minute	No Action required	
 Smoke / Heat Alarm	 1 second Alarm Tone in 2 frequencies  1 second Pause	Red (smoke/heat) 1 Second Flashing, 1 Second Pause	Follow the instructions on the cover page of the operating manual. Identify the source of the alarm, if possible. No operation on the device necessary.	Fire Safety Instructions.
		Assistance light also in the dark		
 CO Alarm	 4 short warning tones in 2 frequencies, 4 seconds pause	Red (CO) – 4 short flashes, 4 seconds pause	Follow the instructions on the cover page of the operating manual. Identify the source of the alarm, if possible. No operation on the device necessary.	Carbon Monoxide (CO) – Important Instructions
		Assistance light also in the dark		
 Fault / Malfunction	 Short, quiet signal tone	Yellow – flashing	Remove cause of malfunction (if possible) or report device defect.	Troubleshooting
 Ventilation advice	 Silent	Orange - flashing	Turn down radiators, open windows wide and air out sharply for about 10 minutes. In rooms without windows, open the door to the next room and ventilate there.	
User Function Check (Device Self-Test)	 Quiet alarm tone	Green: Detector is okay  Yellow: Detector detects a fault	Press user button for 1-2 seconds → Quiet alarm tone: → Multisensor Plus OK → No alarm tone: → refer to Troubleshooting	Function Check

If the device's self-test using the user button is unsuccessful, the following causes may be present:

1. Painting over, taping, or covering the Multisensor Plus
2. Dismounting for more than 21 days
3. Objects within 50 cm of the device environment
4. Device defect.

Simple causes (see 1 to 3) can be fixed by the user.

## Device Description

